



Simplify Sales Tax Management

Turn a low-margin, time-intensive service into an automated, profitable foundation of your tax advising practice.

Business name	Status	Data sources	States collecting	AutoFile enrollments	Next deadline	Account
100% Pure	Invite sent	—	—	—	—	View
Allbirds	Onboarding	2	3	0	Apr 28, 2019	View
ColourPop Cosmetics	Invite sent	—	—	—	—	View
Good American	Invite sent	—	—	—	—	View
Gymshark	Active	4	4	0	Nov 28, 2018	View
KKW Beauty	Onboarding	4	9	0	Dec 28, 2018	View
Kylie Cosmetics	Active	0	0	0	—	View
Lollapalooza	Active	3	3	2	Mar 28, 2019	View
Manitobah Mukluks	Onboarding	1	15	3	Nov 28, 2018	View
Kyle's Kittens	Invite sent	—	—	—	—	View



Client Sales Tax Management at Your Fingertips

Our industry-leading solution, TaxJar® Pro, enables tax advisors and accountants to work smarter.

Grow and scale your business. Automate the tracking and filing of sales tax, stay up-to-date on the latest SALT legislation, and manage your clients from one easy-to-use dashboard.

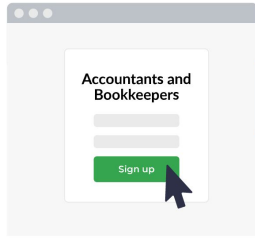
Reduce risk. Whether it's the risk of filing incorrect returns, missing deadlines or incurring penalties, TaxJar Pro provides the tools you need to ensure your clients' state tax returns are filed correctly and on-time.

Build client relationships. Easy-to-understand and accessible eCommerce sales tax resources enable you to offer high-quality sales tax services to your clients.

Control your margins. Increase profits by managing billing for your clients and charging them directly for the service. Bulk-pricing options for AutoFile credits allow you to create an additional revenue stream.

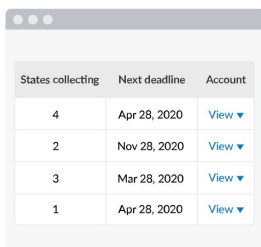
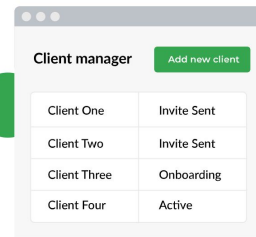


How It Works



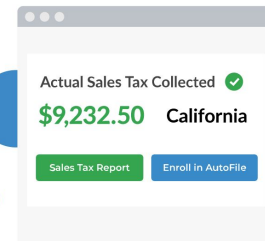
Step 1 Create your FREE TaxJar Pro account. Sign up and get started managing your clients from one convenient dashboard in minutes.

Step 2 Link your clients' TaxJar Basic or Plus accounts. We'll notify you when your clients have signed up for TaxJar and linked their eCommerce accounts.



Step 3 Track your clients' sales tax status. View sales tax reports, updated daily, to see what sales tax has been collected and when returns are due.

Step 4 AutoFile your clients' sales tax. Have TaxJar automatically submit your clients' tax forms when they're due.



TaxJar has made life much easier. I no longer have to go through spreadsheets and reports to determine what was delivered to where. I can go to my clients' profile through my linked account access and TaxJar tells me what was sold into what taxing jurisdiction. **It saves me tons of time and my clients a lot of money.**

-George Sleeman, EA

Sign up for TaxJar Pro today — taxjar.com/pro or call 1-855-800-6681